

規格 Specification

型號說明 Mode Description

說明 Description	型號 Mode No.	EFBG - 03	
最高使用壓力 Highest Operating pressure	kgf/cm ²	210	
最大通過流量 Max. Flow	l/min	125	
流量系統 Flowing System	流量調整範圍 Flow Adjusting Range	l/min	1~125
	閥門內部阻抗 (A → B) Valve Internal Resistance	kgf/cm ²	5
	定額電流 Rated Current	mA	750
	線圈阻抗 Coil Resistance	Ω	40
	磁滯 Magnetic Hysteresis	%	<7
	再現性 Repeatability	%	<1
	壓力系統 Pressure System	壓力調整範圍 Pressure Adjusting Range	C H
容許背壓 Allowable Back Pressure		註：(1)	
定額電流 Rated Current		C H	750 700
線圈阻抗 Coil Resistance		Ω	10
磁滯 Magnetic Hysteresis		%	<3
再現性 Repeatability		%	<1
重量 Weight		kg	18

EFBG -	03 -	125 -	C -	※
油壓電磁 比例式複合閥 Oil Pressure Electric Magnetic proportional Compound Valve	閥門口徑 Valve caliber	最大通過 流量 Max. Flow passed	C : 140 kgf / cm ² H : 210 kgf / cm ²	設計號碼 Desing No.

註：

(1) 回油管盡量減少阻力，單獨使用一條管路直接插入油箱油面以下。

Note：

(1) The resistance in the return pipe should be reduced by using one piping seperately and insert directly inside the oil tank.

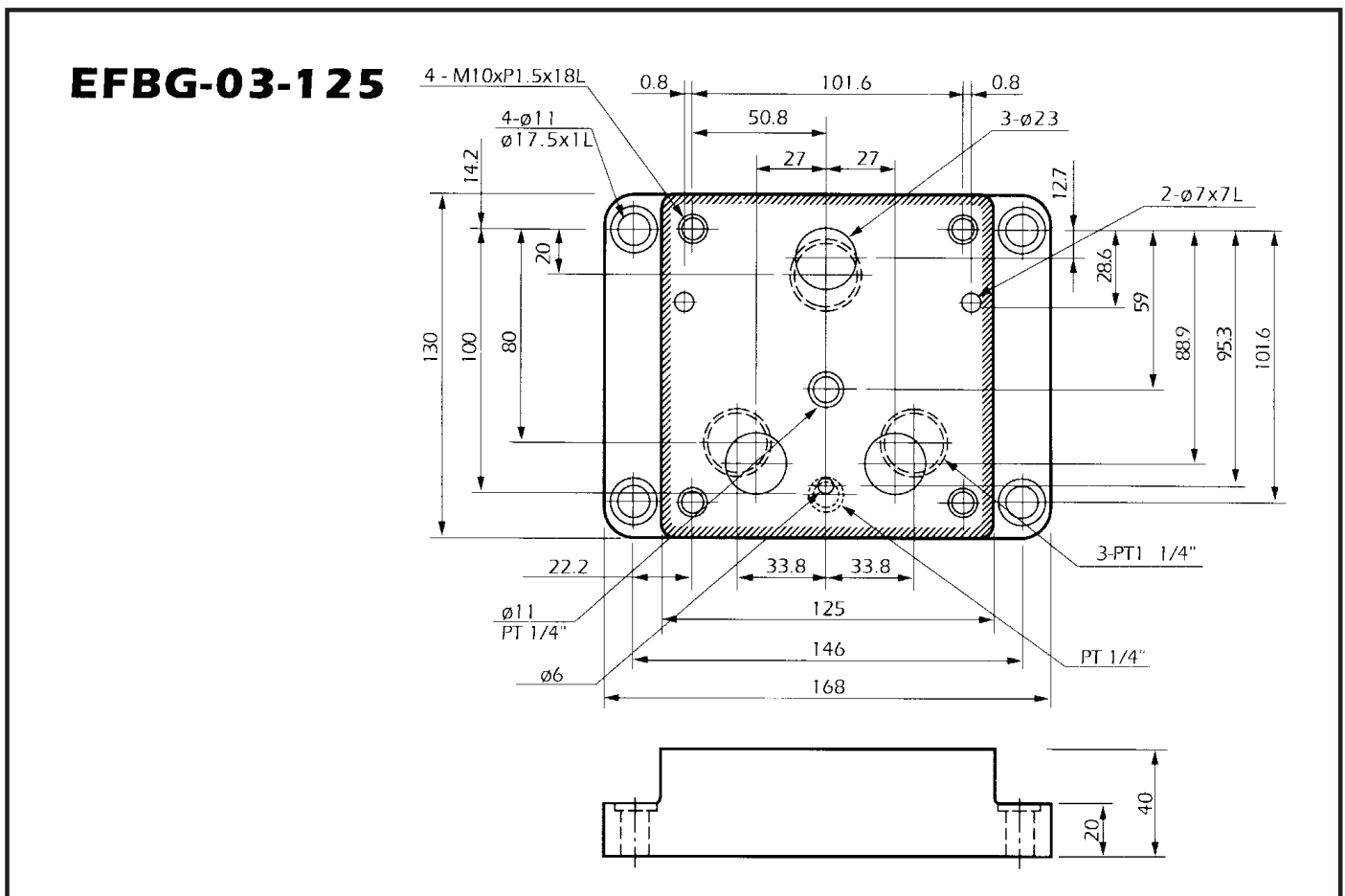
使用上注意事項

- 安裝位置
放氣孔位置可自由調整，請將其方向朝上，以方便排出管路及閥門內的空氣。
- 回油管路
回油管路盡可能避免有限流現象，盡可能減少背壓。
- 手動調整(壓力、流量)螺絲
當電氣故障時，臨時應變使用，平時則復歸原位。
- 空氣排除
為壓力穩定，速度切換靈敏，將管路及閥門內的空氣完全排出是相當重要的(參照 EDG-01)
- 最高安全壓力設定
請參照 EDG-06

Cautional in Application

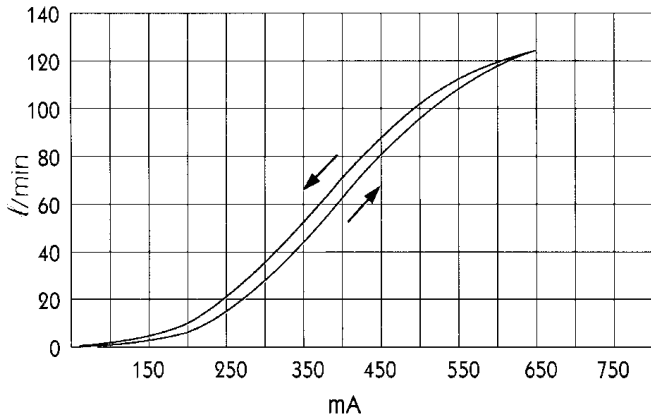
- Place for installation
The place of bleeder can be adjusted freely and put the direction upside availably to eliminate the air in pipe passage and valve.
- Drain
The return oil pipe passage should be avoided having Flowed Friction Condition but reduct back pressure as possible.
- Hand-adjusting(pressure, flow)Screw(bar)
When electric control is disorder and need to supply pressure occassionally, then just to turn the hand-adjusting pressure screw(bar)in clcokwise direction. Restore it to the origin at usual time.
- Elimination of Air (Air Vent)
In order to stabilize the pressure and make speed shift acutely it is very important to emilinate completely the air in pipe passage and valve.(refer to EDG-1).
- Highest Safety Pressure Set
Refer to EBG-06

底板圖 Sub - Plates (m/m)

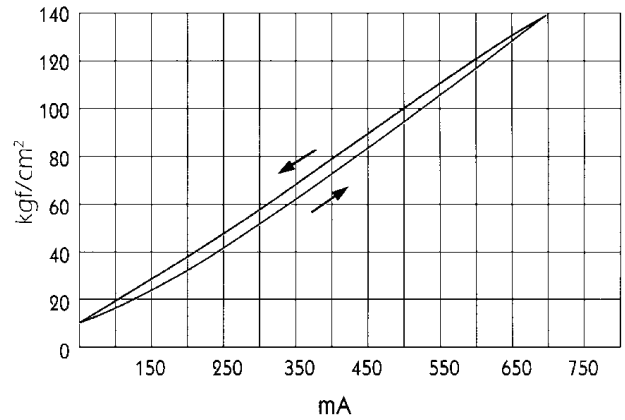


入力電流 - 流量特性 Input Current vs. Flow 入力電流 - 壓力特性 Input Current vs. Pressure

EFBG-03-125



EFBG-03 (C)



外部尺寸圖 External Size Drawing (m/m)

EFBG-03-125

